

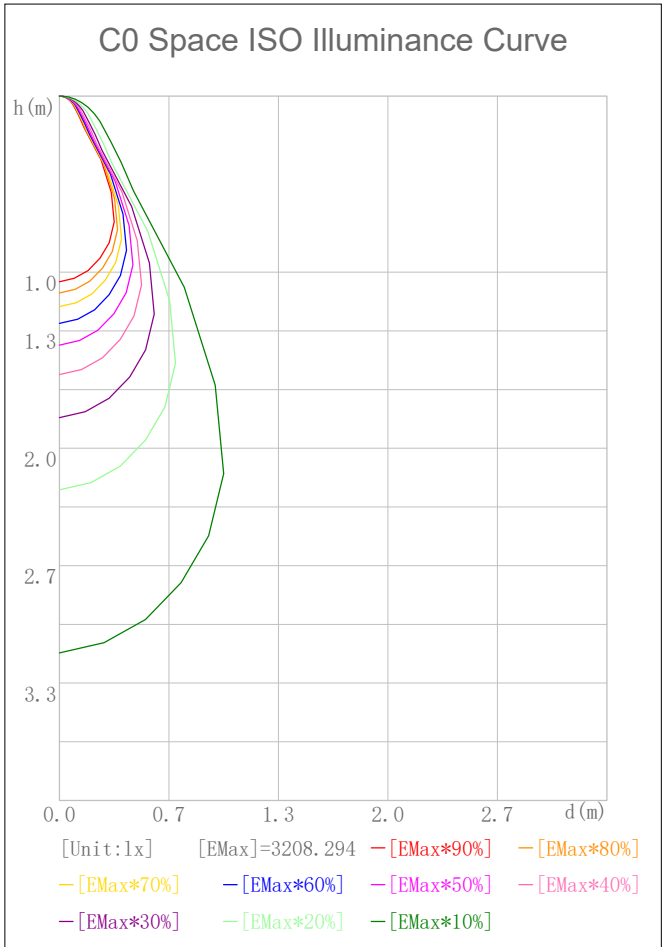
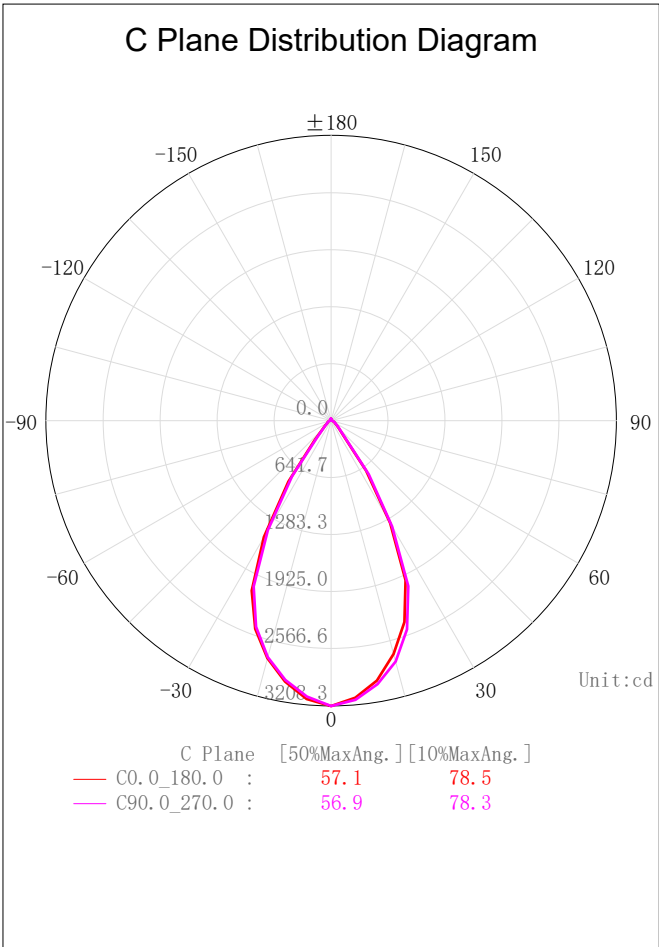
Indoor Luminaire Photometric Data

Description Information

Luminary Name: DL51-35-XX-01 3000K RA90 60D 白色	Lum. Catalog:	Test ID: 01
Lamp Name:	Lamp Catalog: LED	Test Date: 2022/08/10
Manufacture: Shenzhen Norming Lighting	Shld. Ang(°):	Test Machine:GON-2000
Test Lab: Quality Department	Frequency (Hz):	Lamp CCT (K): Ra:
Lum. Size (W*L*H): 0.110m*0.110m*0.000m	Lum. Area (m2): 0.012	Lum. W (kg): 0.000
Test System: C, γ	Test Step: C=90.0 γ=5.0	Temp. (°C): 25
		Humidity (%): 50.0

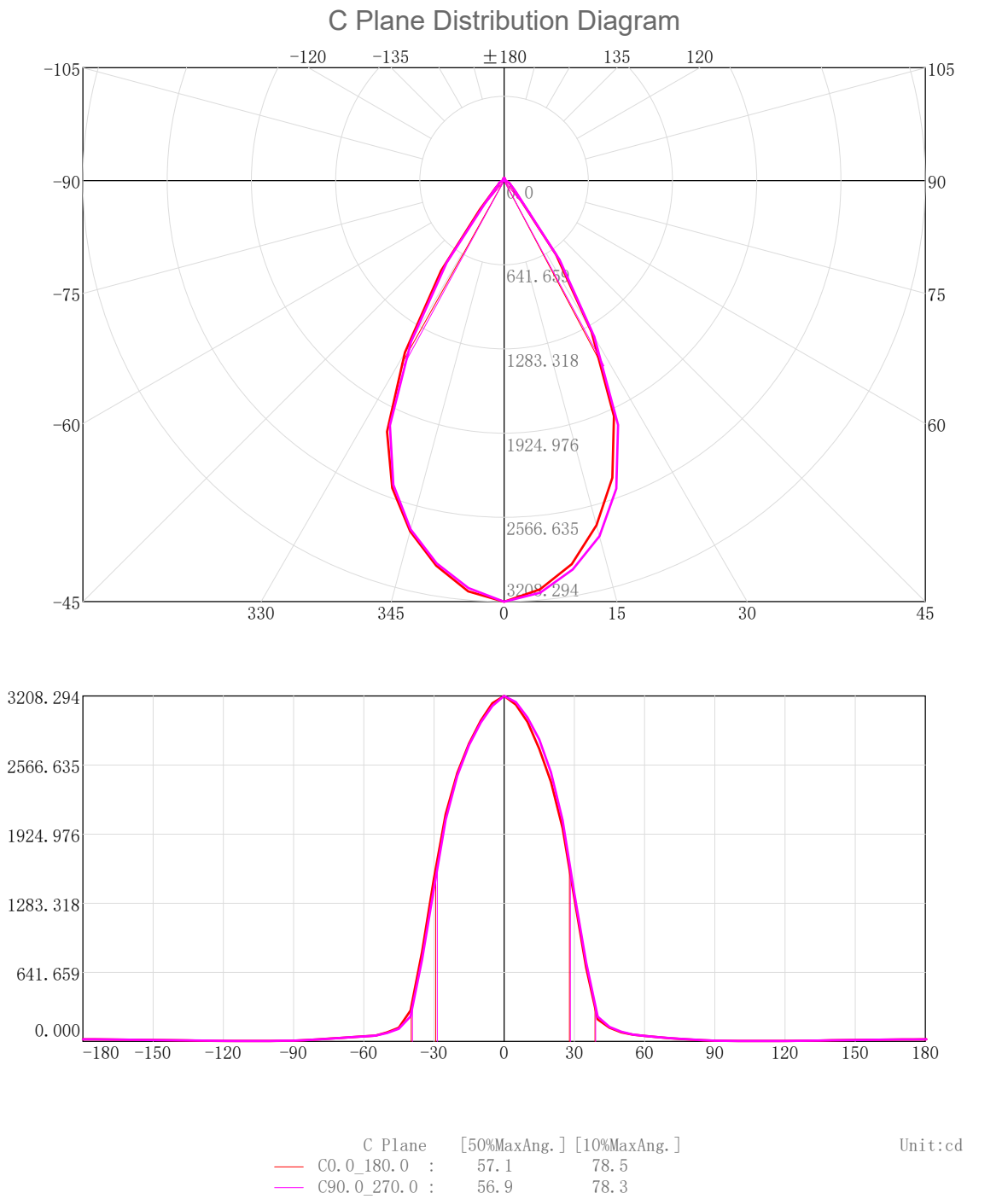
Character Parameter

Lamp Speciality Parameter	Luminaire Speciality Parameter	
Rated Flux(lm): 2764.160	Luminary Flux(lm): 2764.163	Field Angle(10%Imax): 78.5(°)
Rated Power(W):	Luminary Efficiency: 100.00%	Down Lumens&Percent: 2711.513lm 98.10%
Rated Voltage(V):	Luminary EER(lm/W): 81.683	Up Lumens&Percent: 52.650lm 1.90%
Tested Power(W): 33.840	Max. Candela(cd): 3208.294	S/MH: C0_a180=0.900 C90_270=0.903
Lamps' Inside: 1	Max Cand@Ang. (°): C=0.0 γ=0.0	CIE Type: Semi-Direct
Tested Electrics (V, A, pf): 239.9, 0.146, 0.960	Beam Angle(50%Imax): 57.1(°)	ErP Φ use(90°): 2545.138lm
Lamp Size (W*L*H): 0.110m*0.110m*0.000m	Left=-29.2°, Right=27.9°	IRF (%): 261.971



2D Plane Light Intensity Distribution Curve

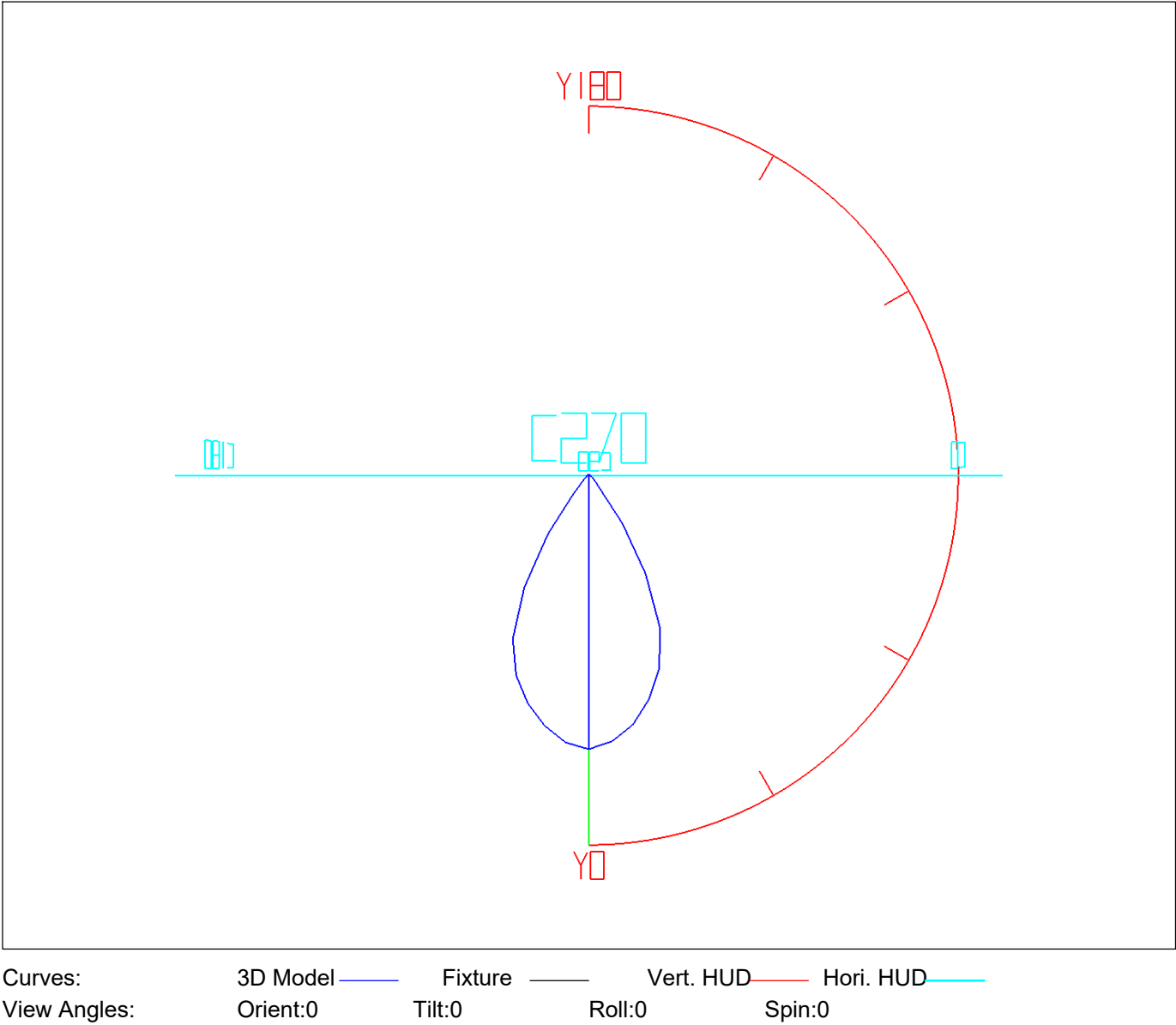
Lum. Name:DL51-35-XX-01 3000K RA90 60D 白色	Lum. Catelog:	Test ID:01
Lamp Name:	Lamp Catelog:LED	Test Lab:Quality Department
Manufacture:Shenzhen Norming Lighting	Test Machine:GON-2000	Test Date:2022/08/10



3D Light Intensity Distribution Modal

Lum. Name:DL51-35-XX-01 3000K RA90 60D 白色	Lum. Catelog:	Test ID:01
Lamp Name:	Lamp Catelog:LED	Test Lab:Quality Department
Manufacture:Shenzhen Norming Lighting	Test Machine:GON-2000	Test Date:2022/08/10

3D Light Intensity Distribution Modal

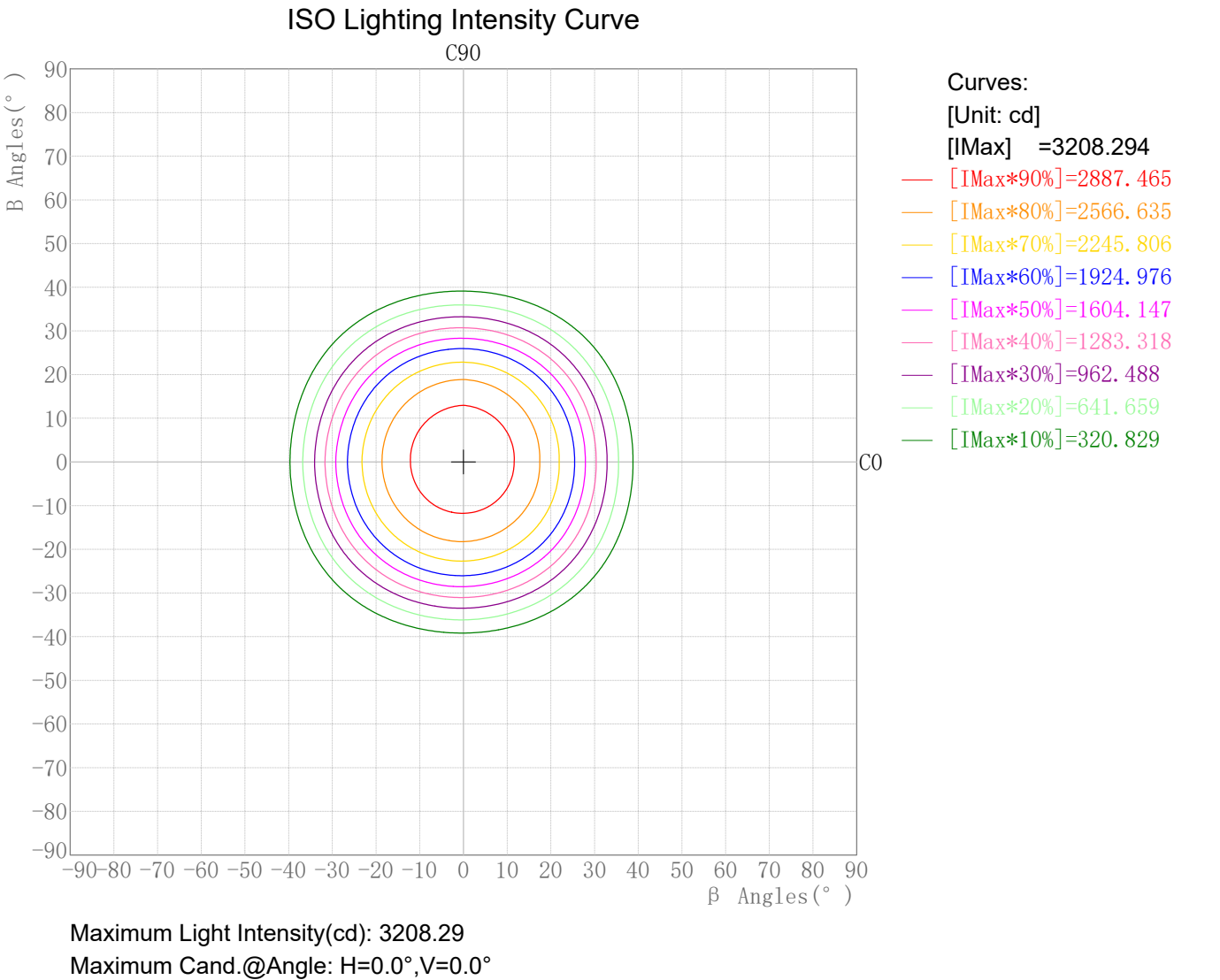


Zonal Flux Tabulation

Zone(γ)	Zone Flux (lm)	Sums Flux (lm)	Zone%Lamp	Sums%Lamp
0.0-5.0	75.82	75.82	2.74	2.74
5.0-10.0	218.67	294.48	7.91	10.65
10.0-15.0	340.41	634.90	12.32	22.97
15.0-20.0	430.73	1065.63	15.58	38.55
20.0-25.0	473.79	1539.42	17.14	55.69
25.0-30.0	437.84	1977.26	15.84	71.53
30.0-35.0	318.92	2296.18	11.54	83.07
35.0-40.0	166.20	2462.38	6.01	89.08
40.0-45.0	67.90	2530.27	2.46	91.54
45.0-50.0	42.90	2573.17	1.55	93.09
50.0-55.0	31.31	2604.49	1.13	94.22
55.0-60.0	25.16	2629.65	0.91	95.13
60.0-65.0	22.09	2651.74	0.80	95.93
65.0-70.0	18.77	2670.50	0.68	96.61
70.0-75.0	15.25	2685.75	0.55	97.16
75.0-80.0	11.74	2697.49	0.42	97.59
80.0-85.0	8.46	2705.95	0.31	97.89
85.0-90.0	5.56	2711.51	0.20	98.10
90.0-95.0	3.91	2715.43	0.14	98.24
95.0-100.0	3.28	2718.70	0.12	98.36
100.0-105.0	2.81	2721.51	0.10	98.46
105.0-110.0	2.55	2724.06	0.09	98.55
110.0-115.0	2.47	2726.53	0.09	98.64
115.0-120.0	2.58	2729.11	0.09	98.73
120.0-125.0	2.83	2731.93	0.10	98.83
125.0-130.0	3.16	2735.10	0.11	98.95
130.0-135.0	3.52	2738.62	0.13	99.08
135.0-140.0	3.79	2742.41	0.14	99.21
140.0-145.0	3.91	2746.33	0.14	99.35
145.0-150.0	3.92	2750.25	0.14	99.50
150.0-155.0	3.74	2753.98	0.14	99.63
155.0-160.0	3.34	2757.33	0.12	99.75
160.0-165.0	2.82	2760.15	0.10	99.85
165.0-170.0	2.17	2762.32	0.08	99.93
170.0-175.0	1.37	2763.69	0.05	99.98
175.0-180.0	0.47	2764.16	0.02	100.00

Rectangle ISO Lighting Intensity Diagram

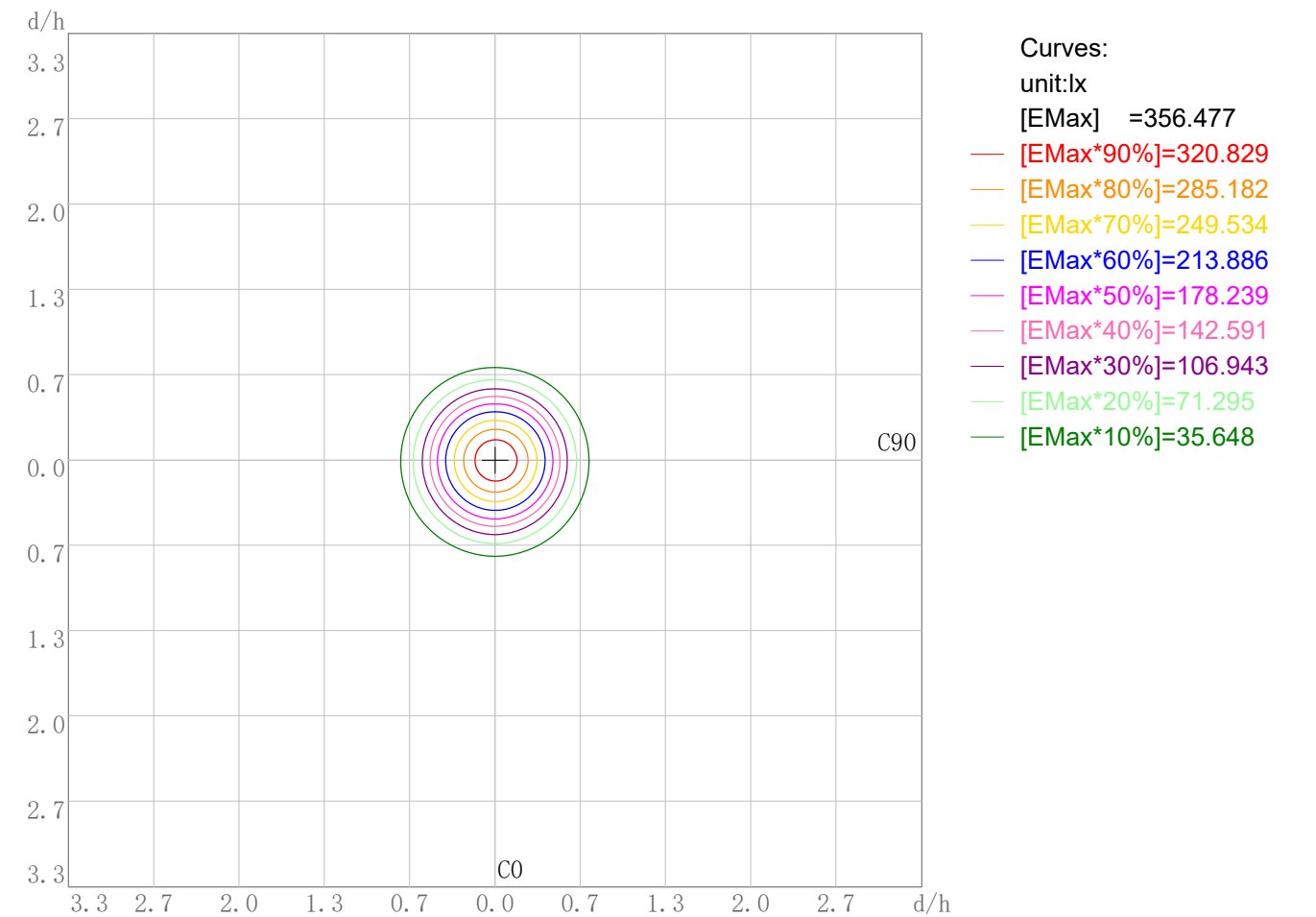
Lum. Name: DL51-35-XX-01 3000K RA90 60D 白色	Lum. Catelog:	Test ID: 01
Lamp Name:	Lamp Catelog: LED	Test Lab: Quality Department
Manufacture: Shenzhen Norming Lighting	Test Machine:GON-2000	Test Date: 2022/08/10



Plane ISO-Illuminance Diagram

Lum. Name:DL51-35-XX-01 3000K RA90 60D 白色	Lum. Catalog:	Test ID:01
Lamp Name:	Lamp Catalog: LED	Test Lab: Quality Department
Manufacture: Shenzhen Norming Lighting	Test Machine:GON-2000	Test Date: 2022/08/10

Plane ISO-Illuminance Curve

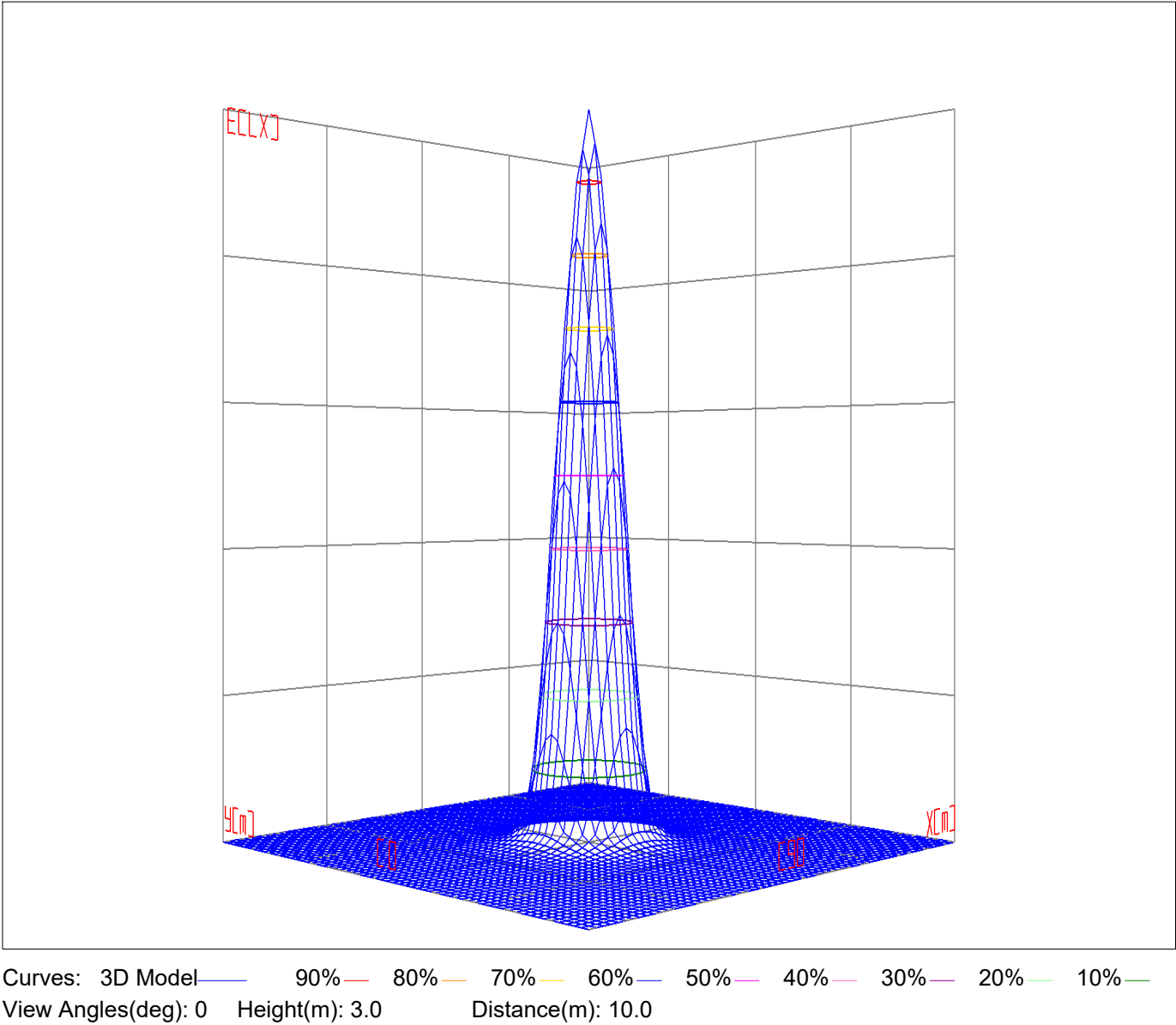


Working Plane Luminaire Mounting Height(m): 3.00
Working Plane Maximum Illuminance(lx): 356.48
Working Plane Maximum Illuminance Position(d/h):H0.0 V0.0

3D Plane ISO Illuminance Diagram

Lum. Name:DL51-35-XX-01 3000K RA90 60D 白色	Lum. Catelog:	Test ID:01
Lamp Name:	Lamp Catelog:LED	Test Lab:Quality Department
Manufacture:Shenzhen Norming Lighting	Test Machine:GON-2000	Test Date:2022/08/10

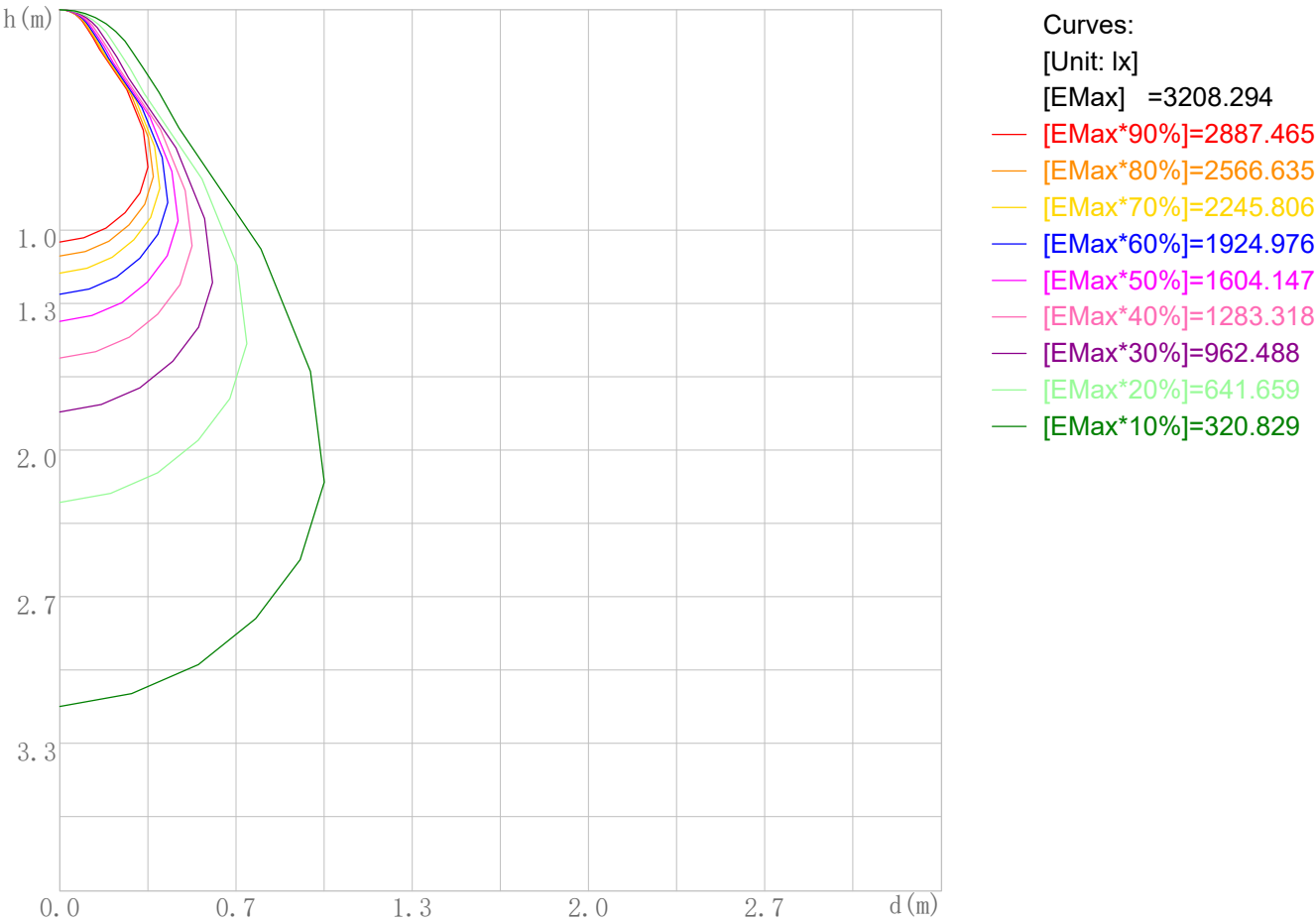
3D Plane Illuminance Modal



Space ISO Illuminance Diagram

Lum. Name:DL51-35-XX-01 3000K RA90 60D 白色	Lum. Catelog:	Test ID:01
Lamp Name:	Lamp Catelog:LED	Test Lab:Quality Department
Manufacture:Shenzhen Norming Lighting	Test Machine:GON-2000	Test Date:2022/08/10

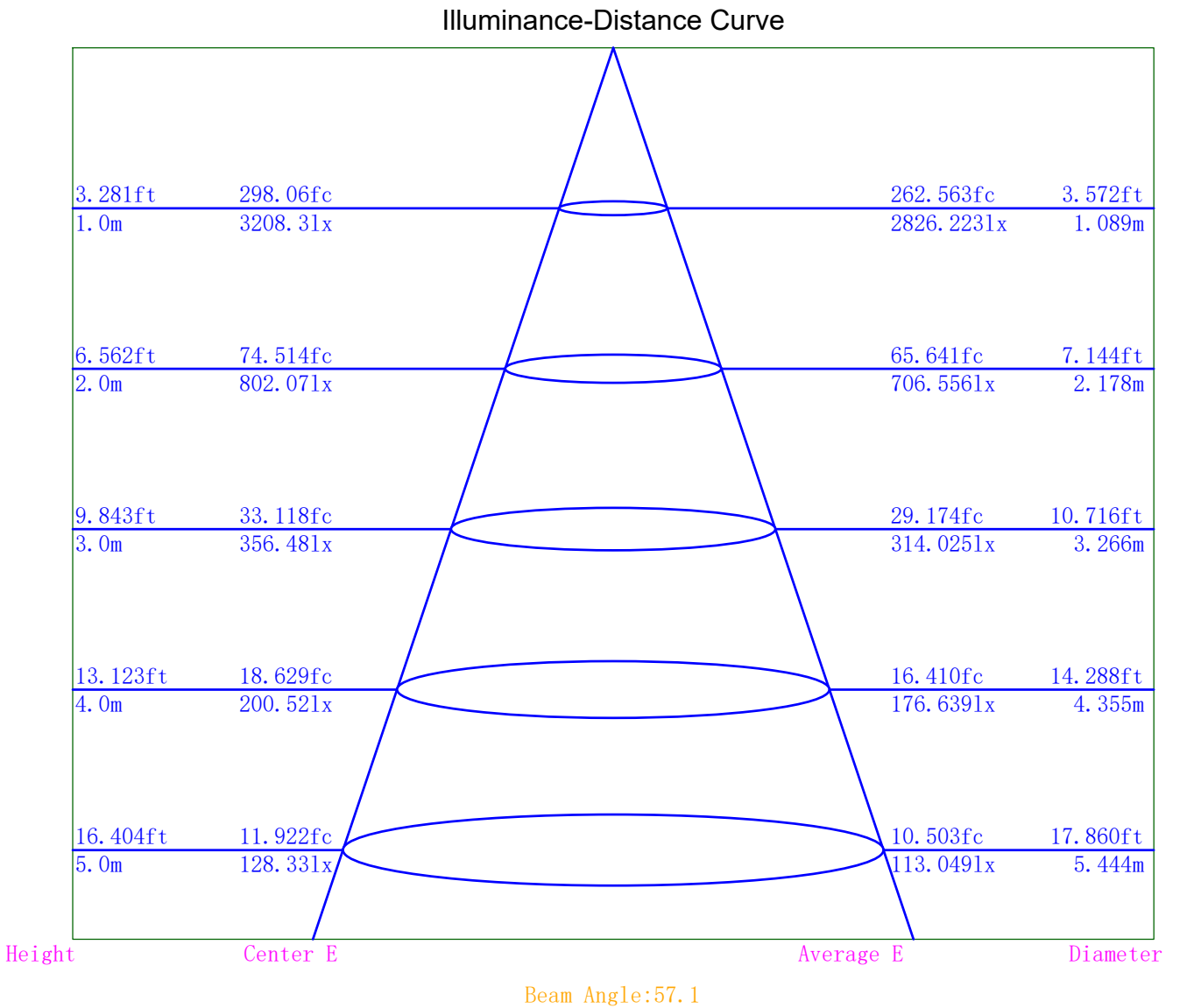
Space ISO Illuminance Curve



Space Plane Maximum Illuminance and @Angle:3208.29lx,0.0deg
Plane Maximum Lighting Intensity and @Angle:3208.294cd,0deg

Illuminance-Distance Diagram

Lum. Name:DL51-35-XX-01 3000K RA90 60D 白色	Lum. Catelog:	Test ID:01
Lamp Name:	Lamp Catelog:LED	Test Lab:Quality Department
Manufacture:Shenzhen Norming Lighting	Test Machine:GON-2000	Test Date:2022/08/10



Indoor Luminance Limiting Curves

Lum. Name:DL51-35-XX-01 3000K RA90 60D 白色	Lum. Catalog:	Test ID:01
Lamp Name:	Lamp Catalog:LED	Test Lab:Quality Department
Manufacture:Shenzhen Norming Lighting	Test Machine:GON-2000	Test Date:2022/08/10

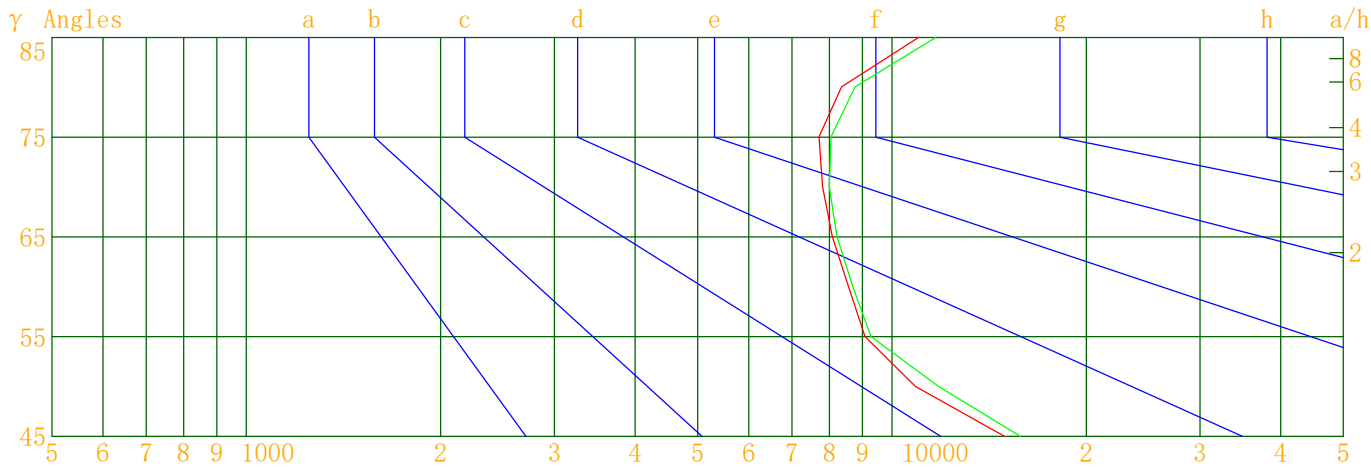
Glare Grade Table

GI	Quality	Using Illuminance							
1.15	A	2000	1000	500	<=300				
1.5	B		2000	1000	500	<=300			
1.85	C			2000	1000	500	<=300		
2.2	D				2000	1000	500	<=300	
2.55	E	a				2000	1000	500	<=300
			b	c	d	e	f	g	h

Luminance Table

Gama(deg)	45	50	55	60	65	70	75	80	85
C0	14942	10873	9079	8561	8085	7809	7709	8354	10987
C90	15811	11807	9277	8694	8216	7994	8045	8766	11691

Luminance Limiting Curve



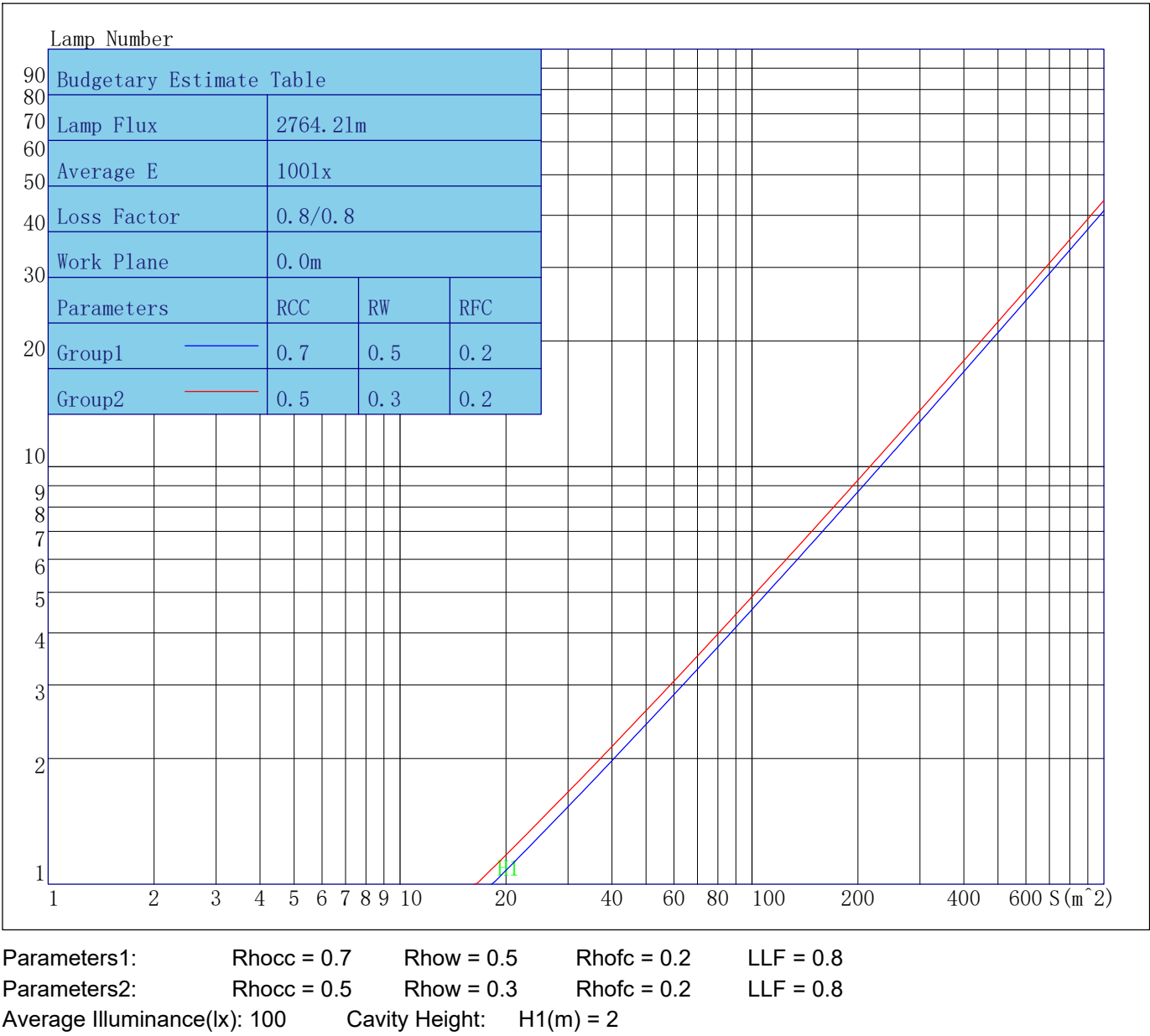
Luminous Size:Length(m)=0.110Width(m)=0.110Height(m)=0.000Area(m^2)=0.012100

Luminous Type:Without Luminous Side

Luminous Curves:C0-C180 Color: C90-C270 Color:

Indoor Budgetary Estimate Table

Lum. Name:DL51-35-XX-01 3000K RA90 60D 白色	Lum. Catalog:	Test ID:01
Lamp Name:	Lamp Catalog: LED	Test Lab: Quality Department
Manufacture: Shenzhen Norming Lighting	Test Machine:GON-2000	Test Date: 2022/08/10



Indoor Coefficient of Utilization Table

Lum. Name:DL51-35-XX-01 3000K RA90 60D 白色	Lum. Catelog:	Test ID:01
Lamp Name:	Lamp Catelog:LED	Test Lab:Quality Department
Manufacture:Shenzhen Norming Lighting	Test Machine:GON-2000	Test Date:2022/08/10

Coefficients of Utilization - Zonal Cavity Method																		
Coef.	Effective Floor Cavity Reflectance RFC=0.20																	
RhoCC (%)	80				70				50			30			10			0
RhoW (%)	70	50	30	10	70	50	30	10	50	30	10	50	30	10	50	30	10	0
RCR	Coefficient of Utilization(%)																	
0	119	119	119	119	116	116	116	116	110	110	110	105	105	105	100	100	100	98
1	113	110	107	105	110	107	105	103	103	101	99	99	97	96	95	94	93	91
2	107	102	97	94	104	100	96	93	96	93	90	93	90	88	90	88	86	84
3	101	95	89	85	99	93	88	85	90	86	83	87	84	81	85	82	80	78
4	96	88	83	78	94	87	82	78	85	80	77	82	79	75	80	77	74	73
5	91	83	77	72	89	82	76	72	80	75	71	78	74	70	76	72	70	68
6	87	78	72	67	85	77	71	67	75	70	66	73	69	66	72	68	65	64
7	82	73	67	63	81	72	67	62	71	66	62	69	65	62	68	64	61	60
8	78	69	63	59	77	68	63	59	67	62	58	66	61	58	65	61	57	56
9	75	65	59	55	74	65	59	55	63	58	55	62	58	54	61	57	54	53
10	71	62	56	52	70	61	56	52	60	55	52	59	55	51	58	54	51	50

Unified Glare Rating Table

Lum. Name:DL51-35-XX-01 3000K RA90 60D 白色	Lum. Catelog:	Test ID:01
Lamp Name:	Lamp Catelog:LED	Test Lab:Quality Department
Manufacture:Shenzhen Norming Lighting	Test Machine:GON-2000	Test Date:2022/08/10

Unified Glare Rating Table

Ceiling RCC	0.70	0.70	0.50	0.50	0.30	0.70	0.70	0.50	0.50	0.30
Wall RW	0.50	0.30	0.50	0.30	0.30	0.50	0.30	0.50	0.30	0.30
Floor RFC	0.20	0.20	0.20	0.20	0.20	0.20	0.20	0.20	0.20	0.20
Room Size	Vewed crosswise					Vewed endwise				
X=2H Y=2H Y=3H Y=4H Y=6H Y=8H Y=12H	18.4	19.4	18.9	19.8	20.1	18.8	19.7	19.2	20.1	20.5
	18.7	19.6	19.2	20.0	20.4	19.0	19.9	19.4	20.3	20.7
	18.9	19.7	19.4	20.1	20.6	19.2	20.0	19.6	20.4	20.8
	19.1	19.8	19.6	20.3	20.7	19.4	20.1	19.9	20.5	21.0
	19.2	19.9	19.7	20.3	20.8	19.5	20.2	20.0	20.6	21.1
	19.3	20.0	19.8	20.4	20.9	19.6	20.3	20.1	20.7	21.2
X=4H Y=2H Y=3H Y=4H Y=6H Y=8H Y=12H	18.4	19.2	18.8	19.6	20.0	18.7	19.5	19.1	19.9	20.3
	18.8	19.5	19.3	19.9	20.4	19.1	19.8	19.6	20.2	20.7
	19.1	19.7	19.6	20.2	20.7	19.4	20.0	19.9	20.4	20.9
	19.5	20.0	20.0	20.5	21.0	19.8	20.2	20.3	20.7	21.3
	19.7	20.1	20.2	20.6	21.1	19.9	20.4	20.4	20.9	21.4
	19.9	20.3	20.4	20.8	21.3	20.1	20.5	20.7	21.1	21.6
X=8H Y=4H Y=6H Y=8H Y=12H	19.2	19.7	19.7	20.2	20.7	19.5	19.9	20.0	20.4	20.9
	19.7	20.1	20.2	20.6	21.2	19.9	20.3	20.5	20.9	21.4
	20.0	20.3	20.5	20.9	21.4	20.2	20.6	20.8	21.1	21.7
	20.3	20.6	20.9	21.1	21.8	20.6	20.9	21.1	21.4	22.0
X=12H Y=4H Y=6H Y=8H	19.2	19.6	19.7	20.1	20.6	19.4	19.8	20.0	20.4	20.9
	19.7	20.1	20.3	20.6	21.2	20.0	20.3	20.5	20.8	21.4
	20.1	20.4	20.6	20.9	21.5	20.3	20.6	20.9	21.1	21.8
Variations with the objverver position at spacings										
S=1.0H	0.2/-0.2					0.3/-0.3				
S=1.5H	0.5/-0.5					0.5/-0.5				
S=2.0H	0.6/-0.7					0.5/-0.6				
Reduced UGR Table:										
Nordic Standard Table:	BK0					BK0				
Correction Value	1.6					1.6				

o the CIE Pub.117,data has been corrected,refers to the lamp's lumens 8.2flm.

Candela Tabulation

V/H	C0.0	C90.0	C180.0	C270.0
γ 0.0	3208.29	3208.29	3208.29	3208.29
γ 5.0	3126.76	3151.81	3141.10	3115.69
γ 10.0	2967.56	3008.09	2978.41	2960.92
γ 15.0	2717.86	2804.83	2765.39	2751.62
γ 20.0	2409.78	2497.66	2492.03	2466.47
γ 25.0	1980.95	2054.52	2110.01	2058.05
γ 30.0	1331.47	1373.50	1511.35	1419.42
γ 35.0	688.79	737.25	837.12	764.05
γ 40.0	205.74	230.66	287.71	233.26
γ 45.0	127.85	135.28	127.76	118.51
γ 50.0	84.57	91.83	84.82	78.65
γ 55.0	63.01	64.38	54.87	53.93
γ 60.0	51.80	52.60	47.62	47.19
γ 65.0	41.34	42.02	40.69	40.22
γ 70.0	32.32	33.08	33.52	33.25
γ 75.0	24.14	25.20	26.34	25.49
γ 80.0	17.55	18.42	19.48	18.88
γ 85.0	11.59	12.33	13.23	13.06
γ 90.0	7.14	7.60	8.03	8.23
γ 95.0	6.05	6.37	6.58	7.17
γ 100.0	5.04	5.66	5.66	5.70
γ 105.0	4.59	4.93	5.00	5.42
γ 110.0	4.63	4.60	4.76	5.08
γ 115.0	4.78	4.79	5.14	5.24
γ 120.0	5.37	5.53	5.67	5.89
γ 125.0	6.32	6.47	6.47	7.19
γ 130.0	7.66	7.93	7.86	8.27
γ 135.0	9.24	9.45	9.52	9.84
γ 140.0	10.80	10.94	10.81	11.36
γ 145.0	12.27	12.36	12.43	12.78
γ 150.0	14.13	13.77	14.28	14.44
γ 155.0	15.34	14.94	15.66	15.59
γ 160.0	16.41	16.30	16.49	16.74
γ 165.0	17.64	17.45	17.80	18.09
γ 170.0	18.80	18.79	18.88	18.91
γ 175.0	19.37	19.30	19.79	19.76
γ 180.0	19.98	19.98	19.98	19.98